



ಬೃಹತ್ ಬೆಂಗಳೂರು ಮಹಾನಗರ ಪಾಲಿಕೆ
Bruhat Bengaluru Mahanagara Palike



BBMP COVID-19 WAR ROOM BULLETIN - 03.06.2021

BBMP / COVID-19 WAR ROOM / BULLETIN – 437/ 03.06.2021 / #BBMPfightsCOVID19



ABSTRACT OF COVID-19 CASES IN BENGALURU



	MALE	FEMALE	TRANSGENDER	MALE	FEMALE	TRANSGENDER	TOTAL	
	Last 24 Hours	Last 24 Hours	Last 24 Hours	Cumulative	Cumulative	Cumulative	Last 24 Hours	Cumulative
Positive Cases	2,079	1,454	0	7,01,939	4,72,209	127	3,533	11,74,275
Recovered Cases	4,215	3,457	0	6,14,411	4,11,109	94	7,672	10,25,614
Death Cases	188	159	0	9,069	5,204	4	347	14,277
Total Tests Done	In Last 24 hrs : 64,935				Cumulative : 1,30,47,745			
ACTIVE CASES					1,34,384			

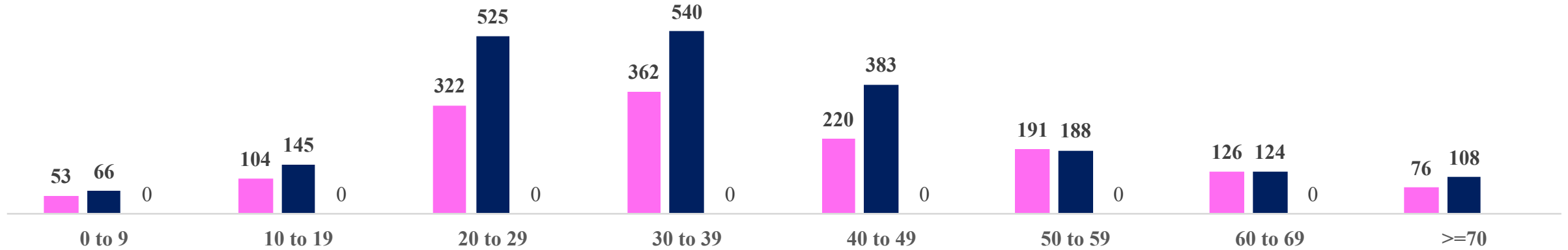


LAST 24 HOURS AGE GROUP AND GENDER WISE DISTRIBUTION

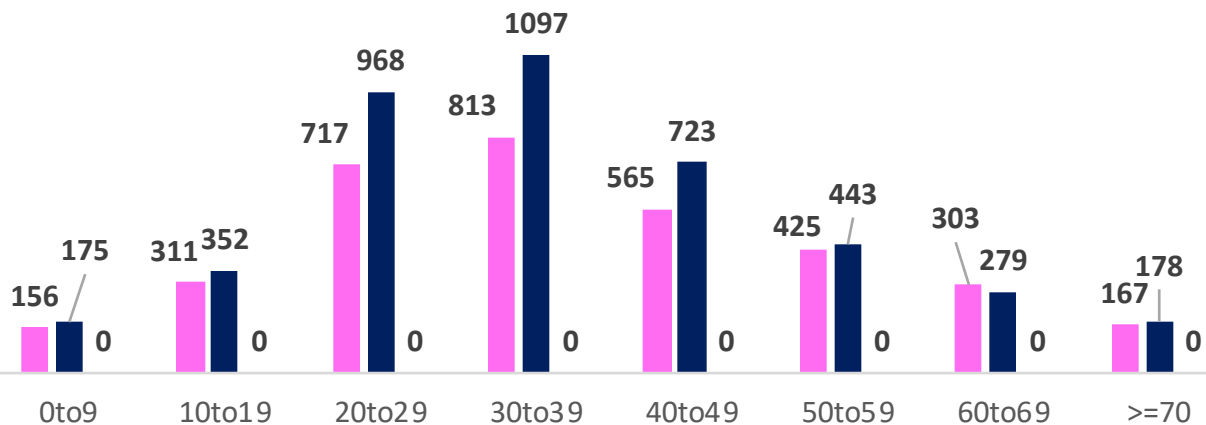


Positive Cases : 3,533

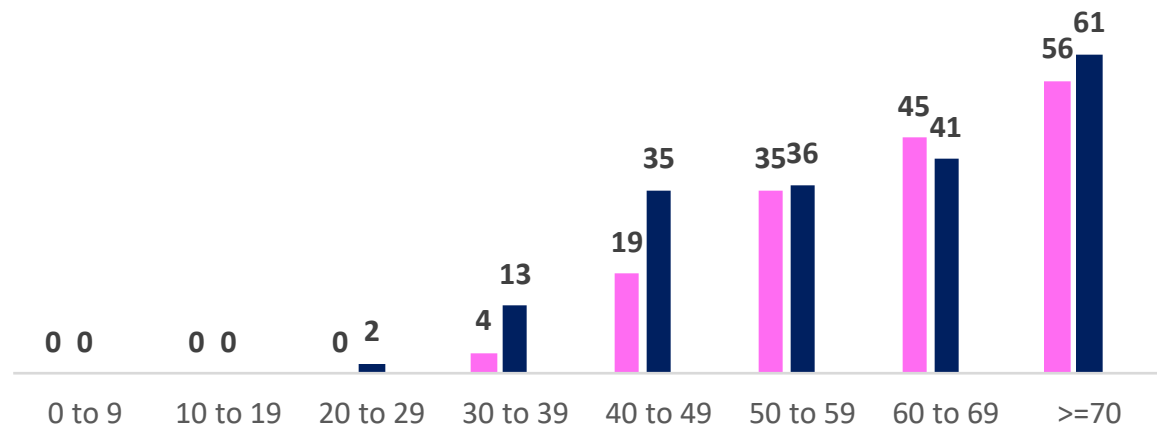
FEMALE MALE TRANSGENDER



Recovered Cases : 7,672



Death Cases : 347





SNAPSHOT OF BENGALURU COVID-19 CASES IN LAST 8 WEEKS



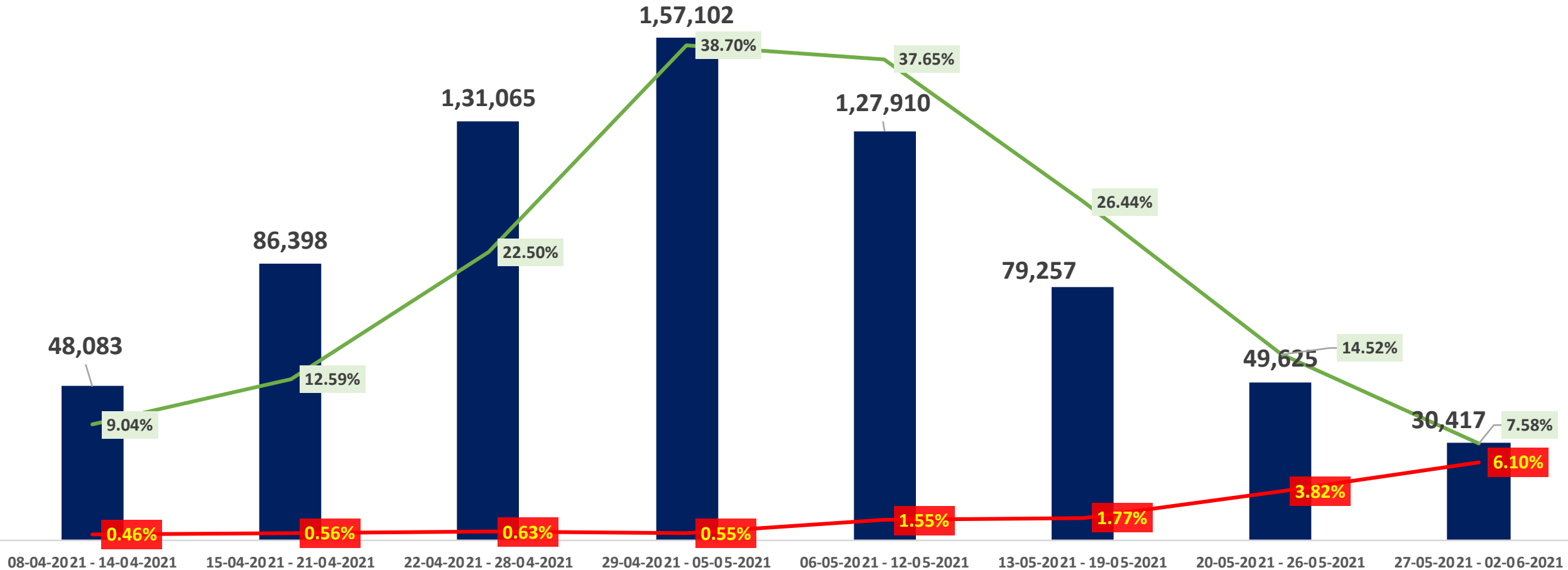
	08/04/21 TO 14/04/21	15/04/21 TO 21/04/21	22/04/21 TO 28/04/21	29/04/21 TO 05/05/21	06/05/21 TO 12/05/21	13/05/21 TO 19/05/21	20/05/21 TO 26/05/21	27/05/21 TO 02/05/21
Total Positive Cases	48,083	86,398	1,31,065	1,57,102	1,27,910	79,257	49,625	30,417
Total Recovered Cases	14,979	19,925	30,528	61,025	99,097	1,30,795	1,47,966	1,00,548
Total Death Cases	223	487	832	866	1,981	1,402	1,896	1,855
Case Fatality Rate	0.46%	0.56%	0.63%	0.55%	1.55%	1.77%	3.82%	6.10%
Total Tests Conducted	5,31,606	6,86,303	5,82,500	4,05,947	3,39,693	2,99,818	3,41,802	4,01,497
Positivity Rate	9.04%	12.59%	22.50%	38.70%	37.65%	26.44%	14.52%	7.58%



POSITIVITY AND MORTALITY RATE OF BENGALURU – LAST 8 WEEKS

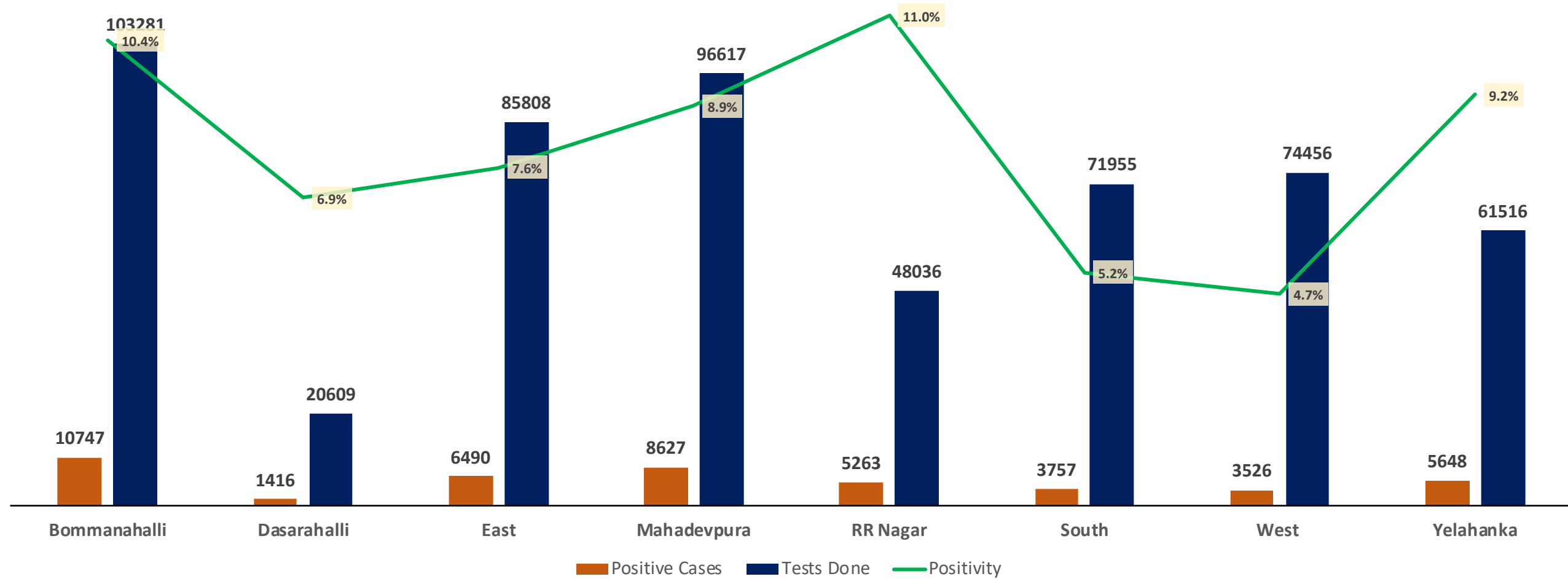


■ Total Positive Cases — Case Fatality Rate — Positivity Rate



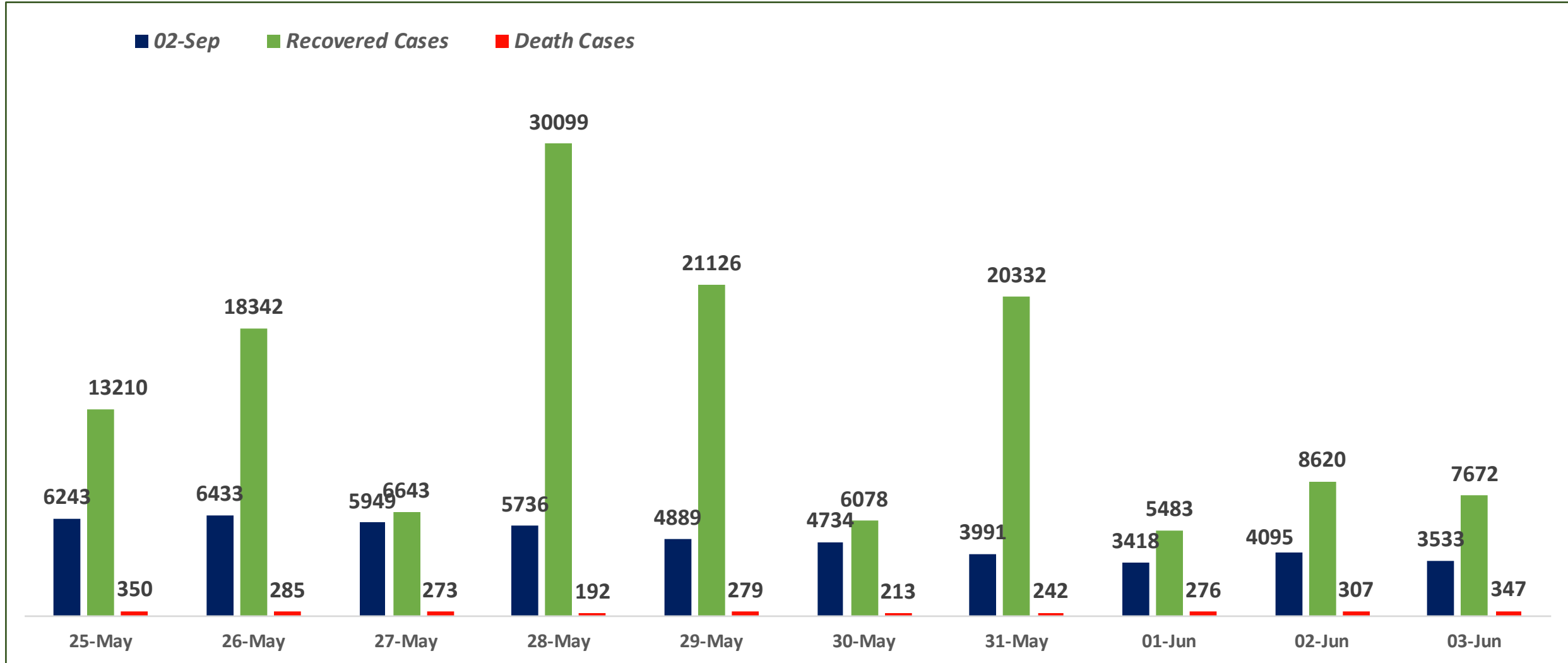


ZONE WISE POSITIVITY TREND IN LAST 10 DAYS





SNAPSHOT OF POSITIVE, RECOVERED AND DEATH CASES OVER LAST 10 DAYS ACROSS BBMP ZONES

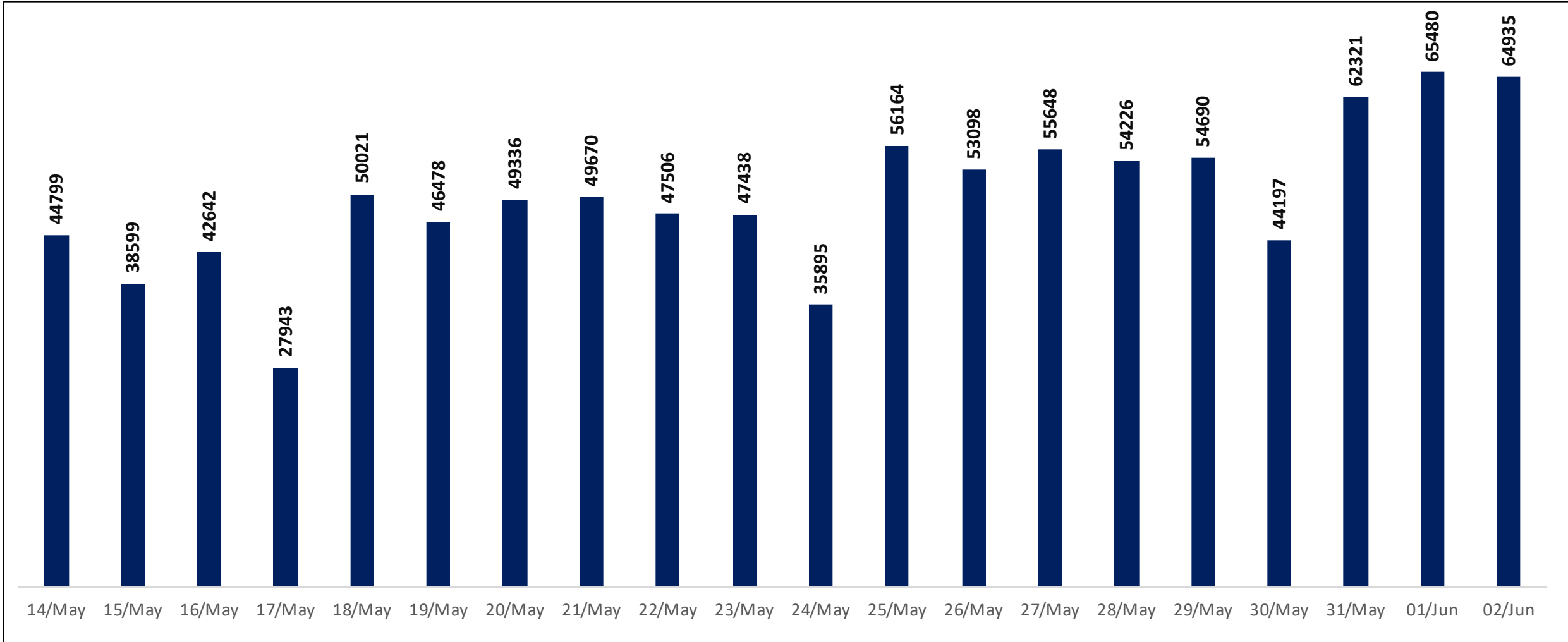




TESTING TRENDS IN BENGALURU



Total Test Conducted Till Date	Test Conducted Last 24 hours
1,30,47,745	64,935



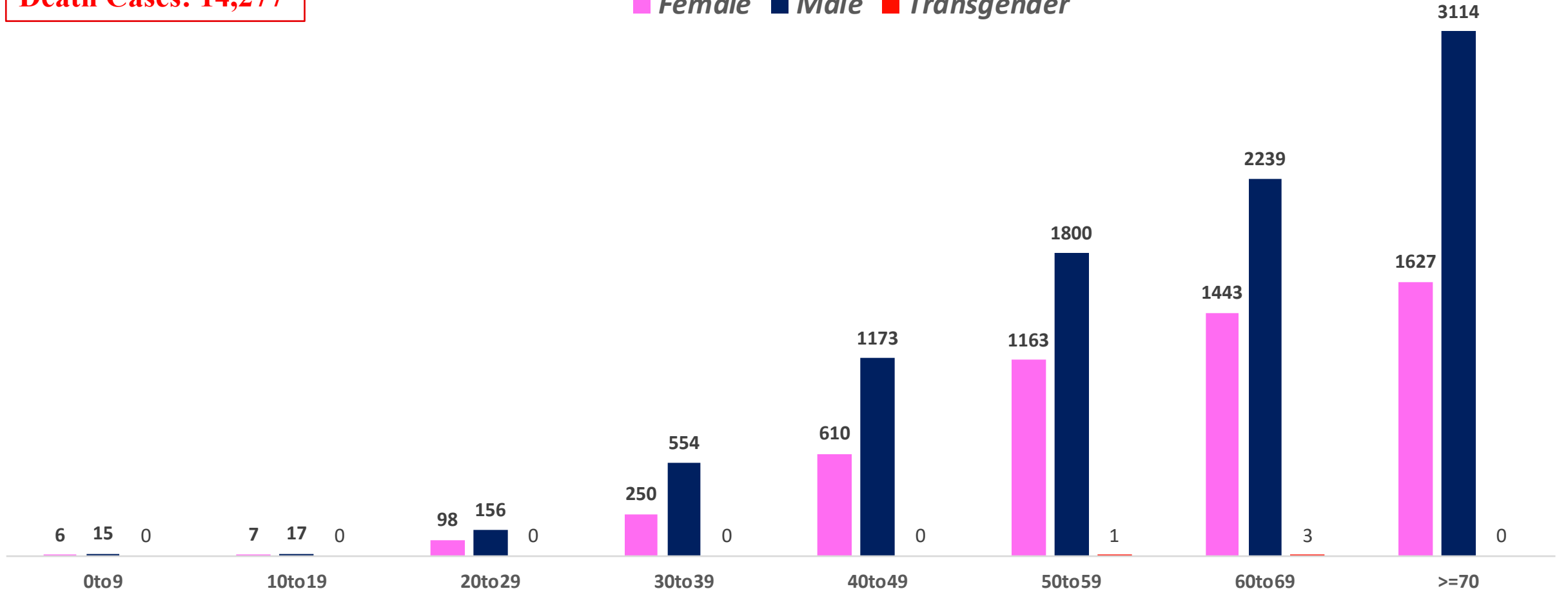


AGE AND GENDER WISE DISTRIBUTION OF DEATH CASES



Death Cases: 14,277

Female Male Transgender

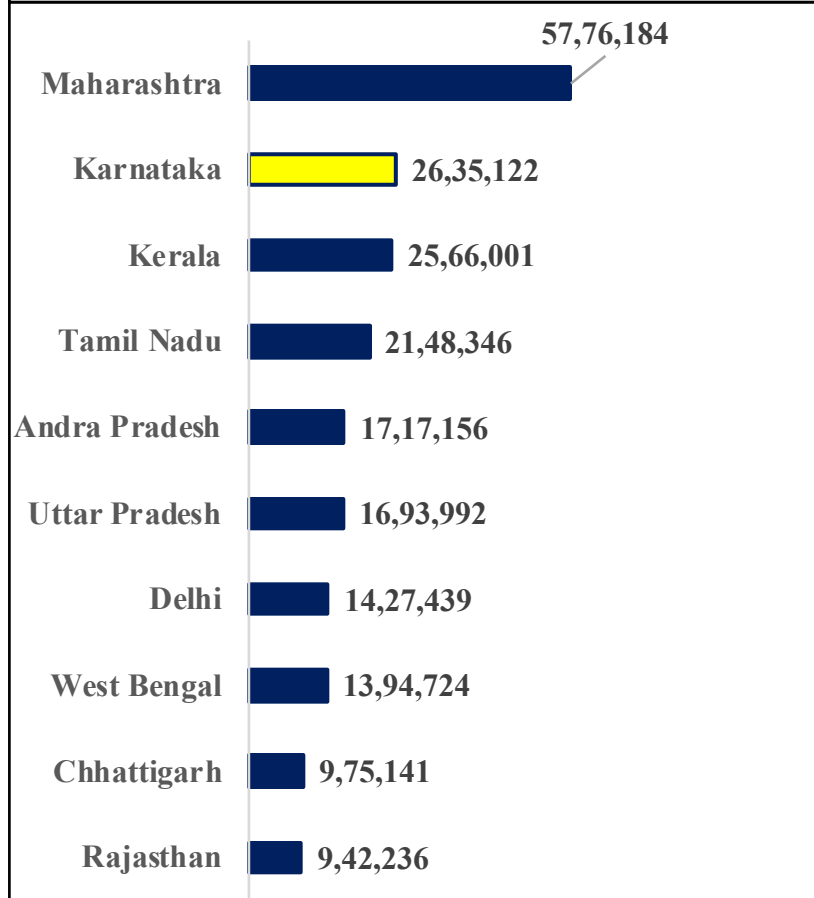




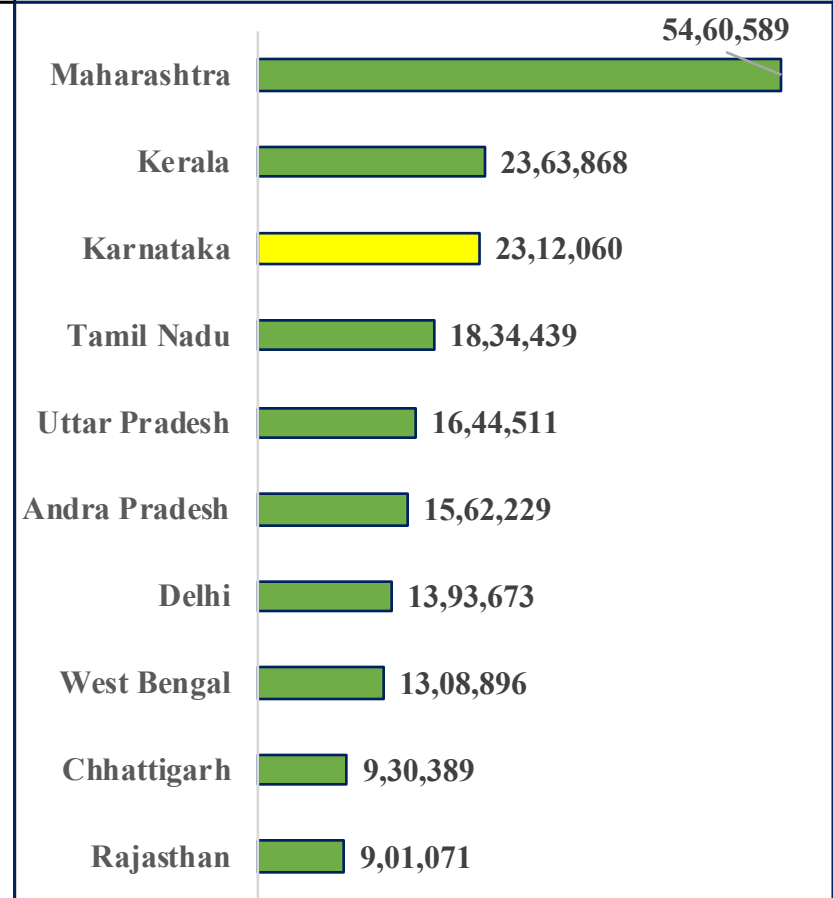
TOP 10 COVID19 AFFECTED INDIAN STATES AS ON 02.06.2021



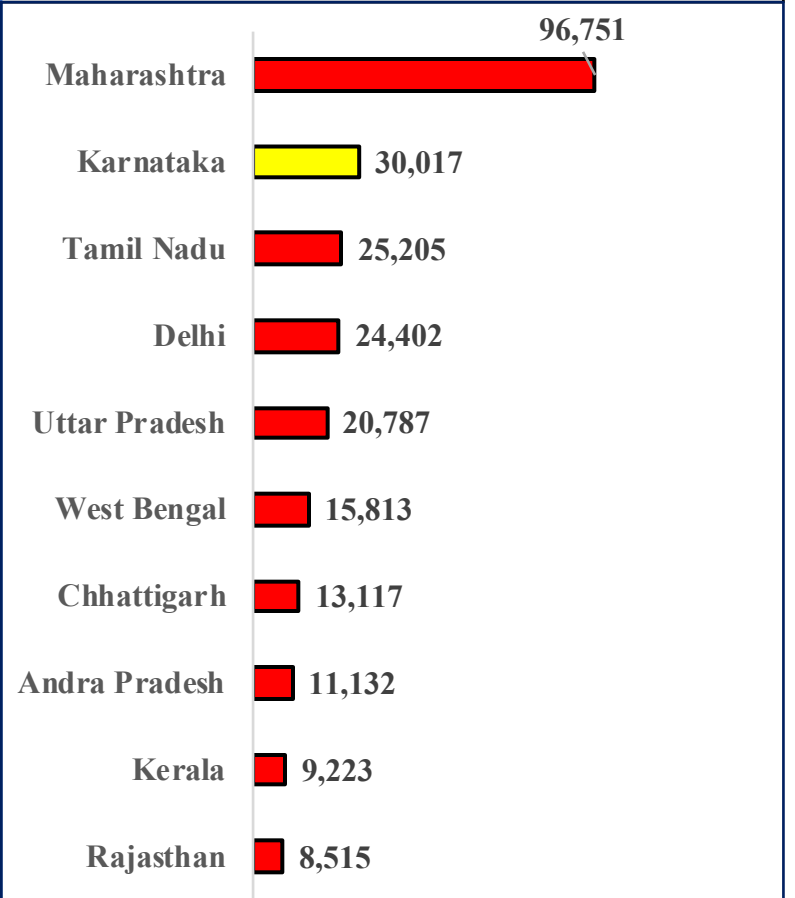
Total Positive Cases



Total Recovered Cases

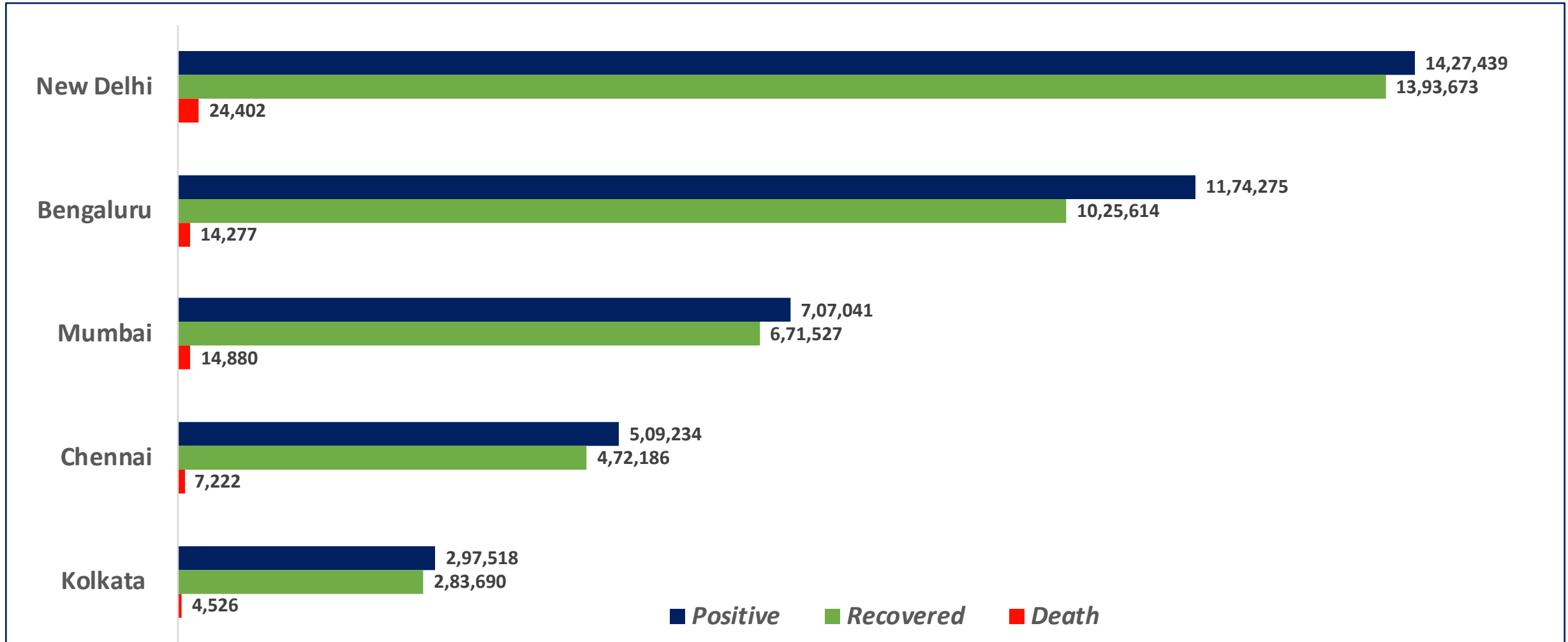


Total Death Cases



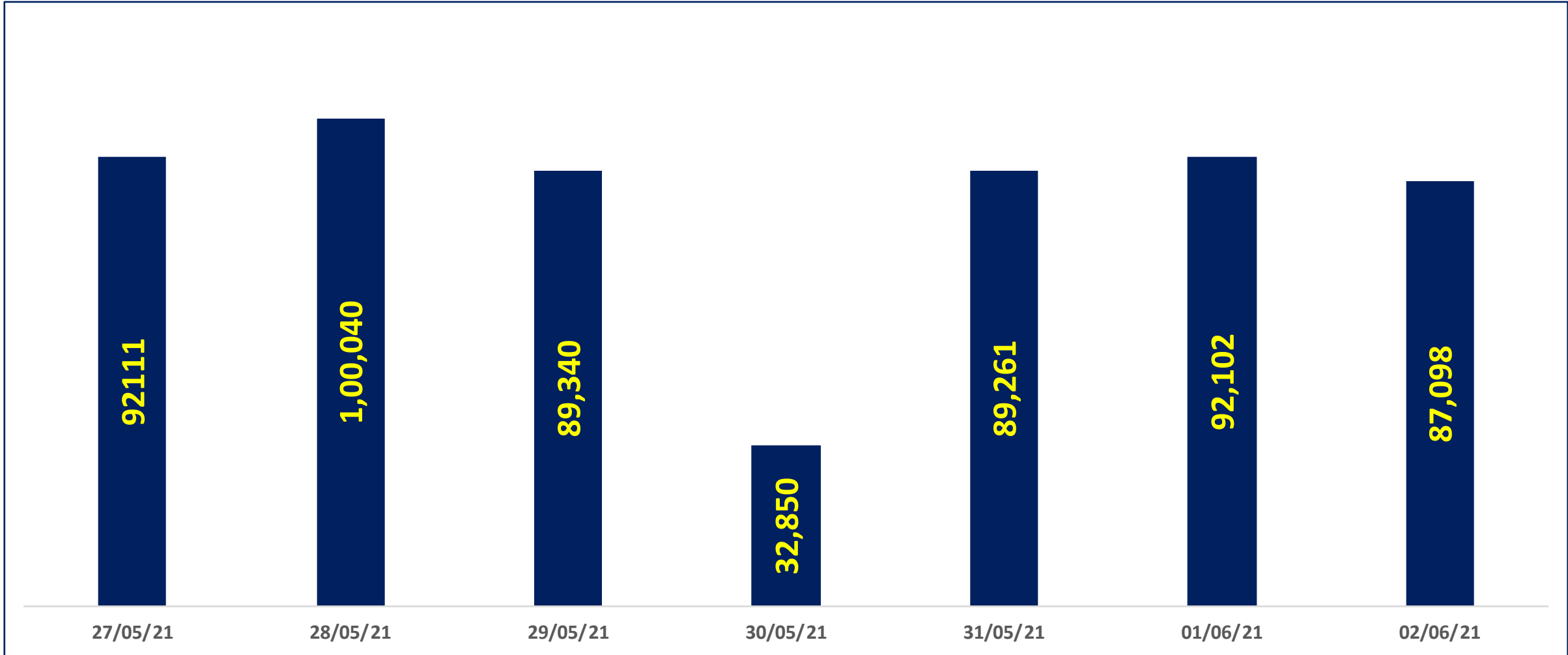


BENGALURU AND METROPOLITIAN CITIES AS ON 02.06.2021





TOTAL VACCINATION DONE IN LAST 7 DAYS





COVID BED STATUS AS ON 03.06.2021



SR. NO.	Facility Type	No. of Hospital	Total Allocated Beds for C+ Patients					Occupied Beds for C+ Patients					Net Available Beds for C+ Patients				
			Gen Beds	HDU	ICU Beds	ICU-V	Total	Gen Beds	HDU	ICU Beds	ICU-V	Total	Gen Beds	HDU	ICU Beds	ICU-V	Total
1	Government Medical Colleges	4	60	615	63	82	820	12	211	63	82	368	48	404	0	0	452
2	Government Hospitals	16	673	216	70	147	1,106	284	150	66	142	642	389	66	4	5	464
3	Private Medical Colleges	12	3,946	2,340	142	210	6,638	188	665	124	196	1,173	3,758	1,675	18	14	5,465
4	Private Hospitals	143	2,628	1,736	328	215	4,907	698	1,043	290	205	2,236	1,930	693	38	10	2,671
5	Covid Care Centre	58	1,676	1,358	-	-	3,034	582	164	-	-	746	1,094	1,194	-	-	2,288
Total Beds		233	8,983	6,265	603	654	16,505	1,764	2,233	543	625	5,165	7,219	4,032	60	29	11,340



SNAPSHOT OF COVID-19 CASES IN BENGALURU URBAN



**Total Wards With
>100 Cases* :
132**

**Tests Conducted
On 02.05.2021:
64,935**

**Recovery
Rate:
87.34%**

**Total
Active Cases :
1,34,384**

**Total Vaccinated on
02.05.2021:
87,098**

**Positivity
Rate* :
7.58%**

**Active
Rate:
11.44%**

**Case
Fatality Rate* :
6.10%**



*Total positive cases In the past 10 days

*CFR and positivity is for past 7 days



ಬೃಹತ್ ಬೆಂಗಳೂರು ಮಹಾನಗರ ಪಾಲಿಕೆ
Bruhat Bengaluru Mahanagara Palike



Download BBMP Bulletin	https://apps.bbmpgov.in/covid19/mediabulletin.php
For BBMPCovid19 Bed Status:	https://apps.bbmpgov.in/covid19/en/Bedstatus.php
To register for vaccination :	https://selfregistration.cowin.gov.in/
BBMP COVID19 Dashboard:	https://apps.bbmpgov.in/covid19/
Follow us on:	 www.facebook.com/bbmp.comm1/
	 twitter.com/BBMPCOMM

Issued by:

Honorable Chief Commissioner, BBMP
Special Commissioner Health & IT, BBMP
MD, Bengaluru Smart City Limited

THANK YOU !

